

Survey of Alcohol and Tobacco Substances among College Students in Gadchiroli

Prof. Dr. Bharat Himmatrao Pande

Mahatma Jyotiba Fule Kala Mahavidyalaya Ashti, Ta. Chamorshi, Dist. Gadchiroli (M.S.) India

Abstract

The purpose of the study was to find out alcohol and tobacco substances among college students in Gadchiroli. For the current research source of data was taken from different colleges of Chamorshi, Dist. Gadchiroli (M.S.). The investigator was select eighty six (N=86) college students. The current study the researcher adopted purposive sampling method for the selection of subjects. The age of subjects was ranged from 18-25 years. The data collected on 86 male subjects on alcohol and other drug abuse were analyzed by Percentage-wise. In view of the study results, it is observed that majority of students was using alcohol and tobacco products.

Key Words: Alcohol, Drug, Students

Introduction:

Drug abuse has become a major challenge in today's time. A large section of youth has fallen in its grip. People are spoiling their lives by taking intoxicants like cocaine (charas, hashish), heroin, opium, ganja (marijuana), alcohol, whiskey, rum, beer, brown sugar, hashish, cannabis. These substances give intoxication for some time in which a person feels pleasant, but as soon as the addiction ends, the person wants to take it again. In a few days, he gets addicted to these substances. Drugs, drug pills are being sold hidden in schools, colleges, which are destroying the future of youth. It is addictive after consuming these addictive substances. After that people do not even want to leave it. Children spend their pocket money and start taking it. Soon it consumes the person who consumes it completely.[1] Many students of schools and colleges are in the grip of these intoxicants. They have so many etc. that they cannot leave it anymore.

These drugs also come very expensive. Students often do not have the money to buy them. In this way they turn towards crime. Many Indian states have been under arrest, but Punjab has been affected most. The youth of Maharashtra, Uttar Pradesh and Karnataka have also come in large numbers in the grip of this addiction.[2]

Methodology:

For the current research source of data was taken from different colleges of Chamorshi, Dist. Gadchiroli (M.S.). The investigator was select eighty six (N=86) college students. The current study the researcher adopted purposive sampling method for the selection of subjects. The age of subjects was ranged from 18-25 years.

Statistical analysis:

The data collected on 86 male subjects on alcohol and other drug abuse were analyzed by Percentage-wise. Therefore tables and graphs have been presented.

Table-1: Table showing the Percentage-wise of alcohol and tobacco products

Questions	Yes	%	No	%	Total
Do you use tobacco products?	62	72.09	24	27.91	86
Do you consume alcohol?	53	61.63	33	38.37	86

Above table No. 1 indicate that when we ask about the question one “Do you use tobacco products?” to the college students response given by them is tabulated in above table. This table shows that total 86 students from

that 62 (72.09%) students response in ‘Yes’ and 24 (27.91%) students response in ‘No’ from that we can say that maximum students respond in use tobacco products.

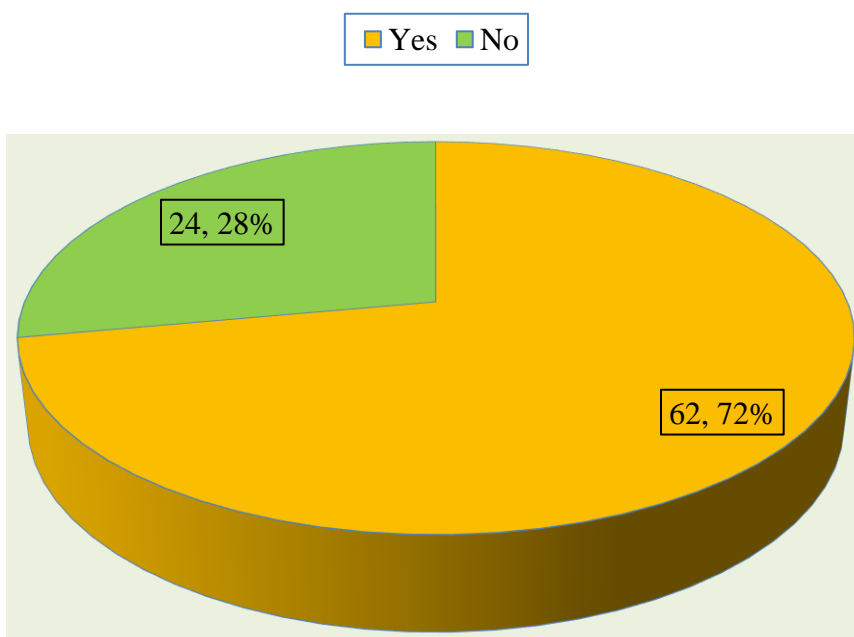


Fig-1: Showing response of percentage for the question one “Do you use tobacco products?”

Above table No. 1 indicate that when we ask about the question two “Do you consume alcohol?” to the college students’ response given by them is tabulated in above table. This table shows that total 86 students from

that 53 (61.63%) students response in ‘Yes’ and 33 (38.37%) students response in ‘No’ from that we can say that maximum students respond in use consume alcohol.

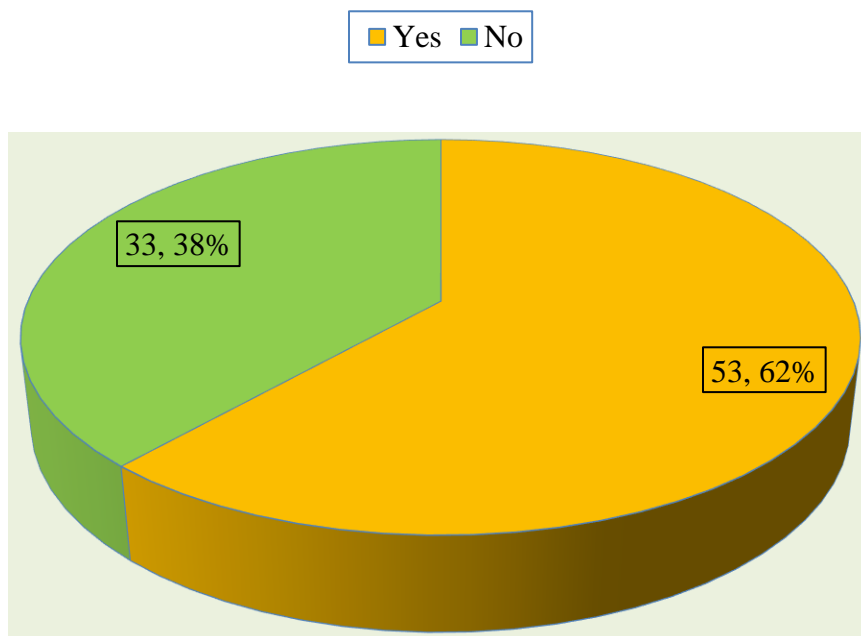


Fig-2: Showing response of percentage for the question two “Do you consume alcohol?”

Table-2: Percentage-Wise Result of tobacco products

Tobacco substances	Yes	%	No	%	Total
Beedi	4	6.45	58	93.55	62
Cigarette	39	62.90	23	37.10	62
Gutkha	53	85.48	9	14.52	62
Khaini	58	93.55	4	6.45	62
Pan Masala	42	67.74	20	32.26	62

Above table No. 2 indicate that when we ask about the tobacco substances “beedi, cigarette, gutkha, khaini and pan masala” to the college students’ response given by them

is tabulated in above table. This table shows that maximum percentage of students respond in yes about using tobacco substances.

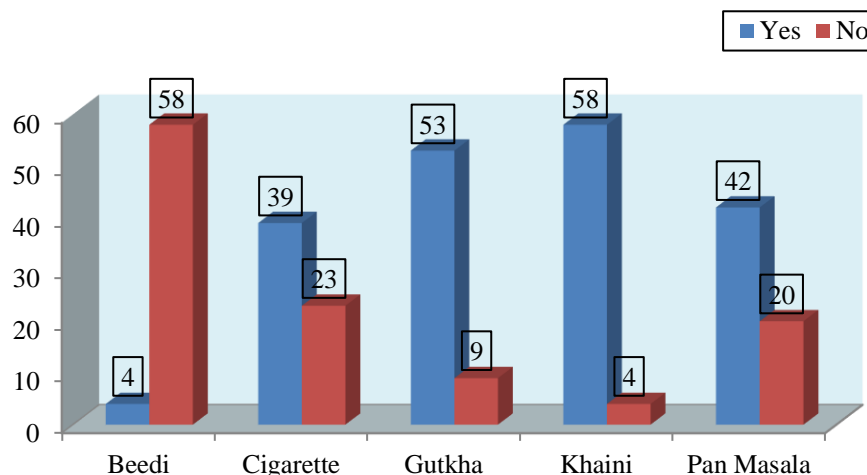


Fig-3: Showing response for the tobacco products

Table-3: Percentage-Wise Result of Alcohol Type

Alcohol Type	Yes	%	No	%	Total
Whiskey	37	69.81	16	30.189	53
Rum	39	73.58	14	26.415	53
Beer	25	47.17	28	52.830	53
Other alcohol	42	79.25	11	20.755	53

Above table No. 3 indicate that when we ask about the Alcohol type “whiskey, rum, beer, other alcohol” to the college students

response given by them is tabulated in above table. This table shows that maximum percentage of students respond in yes about using alcohol.

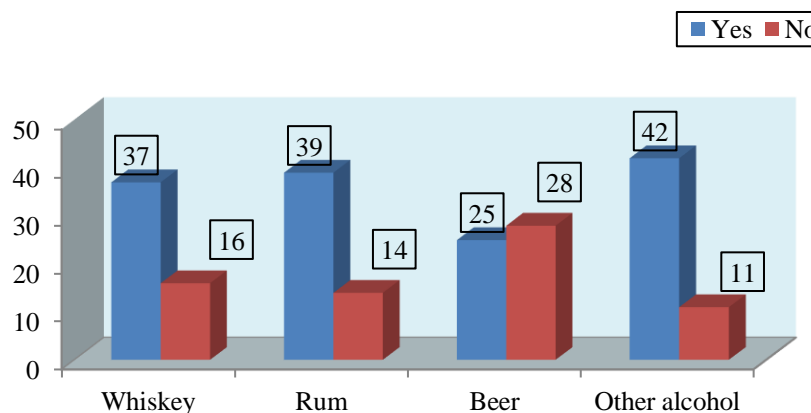


Fig-4: Showing response for the Alcohol Type

Conclusion:

In view of the study results, it is observed that majority of students was using alcohol and tobacco products. The use of narcotic substances gives pleasure for a few minutes but it has far-reaching adverse consequences. This person swallows slowly and ruins his life in every way. These people start quarreling with the people who come in the daytime, start assault and abuse with

fellow employees at the office or the workplace. Working out the accident, suspending, changing jobs, leaving a job, showing irritable and angry temperament eliminates everything from the person. The person bad days were started. Therefore, we must not consume drugs. Those who are suffering from this problem must be determined and abandoned. Remember, drug addiction is a poison.

References:

1. Kumar Vijay. (2018). Essay on Drug Abuse in Hindi -Drug Addiction. Hindi Educational. Com and Lifestyle Blog.
2. <http://icse hindi.com/drugs-and-yout/>.
3. National Institute on Drug Abuse. (2015-17). National Survey of Drug Use and Health.
4. McCabe SE, Teter CJ, Boyd CJ, Knight JR, Wechsler H. Nonmedical use of prescription opioids among U.S. college students: Prevalence and correlates from a national survey. *Addict Behav.* 2005;30(4):789-805.
5. Weitzman ER. Poor mental health, depression, and associations with alcohol consumption, harm, and abuse in a national sample of young adults in college. *J Nerv Ment Dis.* 2004;192(4):269-277.
6. Singleton RA, Wolfson AR. Alcohol consumption, sleep, and academic performance among college students. *J Stud Alcohol Drugs.* 2009;70(3):355-363.
7. Johnston LD, O'Malley PM, Bachman JG, Schulenberg JE. Monitoring the Future: National survey results on drug use, 1975-2011: Volume I: Secondary school students. Ann Arbor: Institute for Social Research, The University of Michigan; 2012.
8. National Institute on Drug Abuse. Drugs, brains, and behavior: The science of addiction. (NIH Pub No. 10- 5605). Bethesda, MD: National Institutes of Health; 2010.